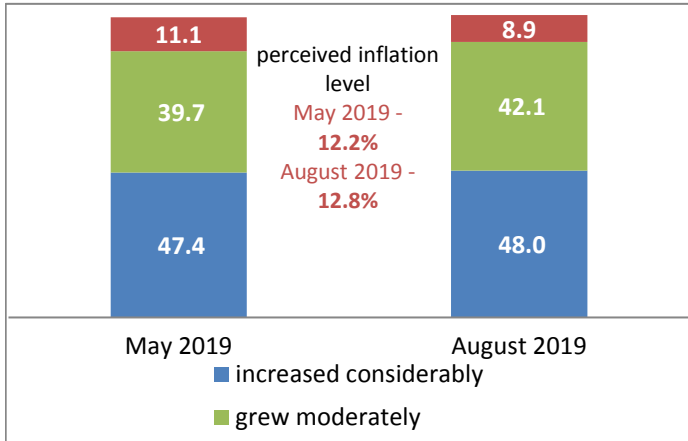


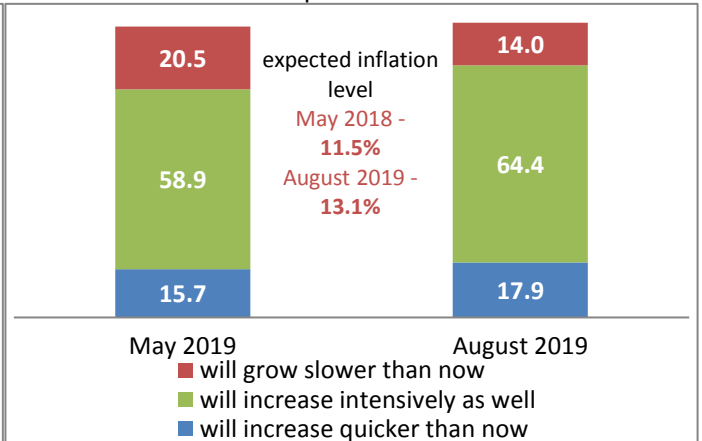
INFLATION EXPECTATIONS OF THE POPULATION

August 2019

Inflation level assessment over 12 months

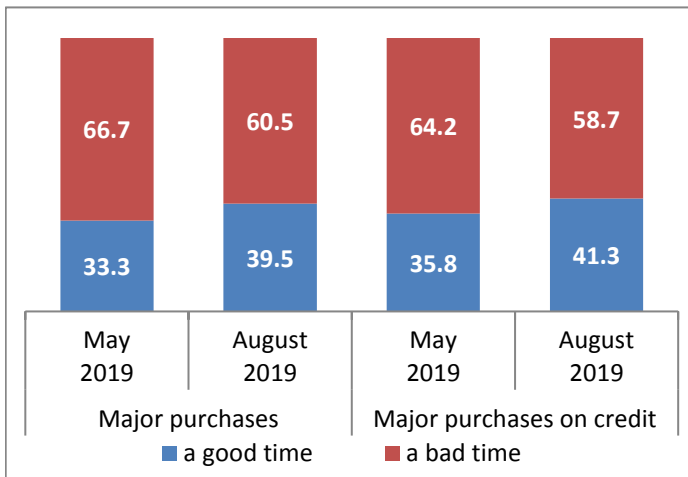


Inflation level expectations for 12 months

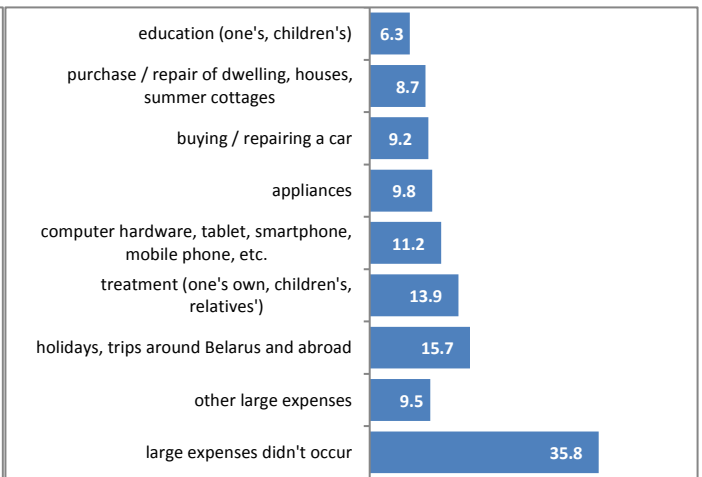


Purchase behavior of the population

Evaluation of the favorable time for major purchases

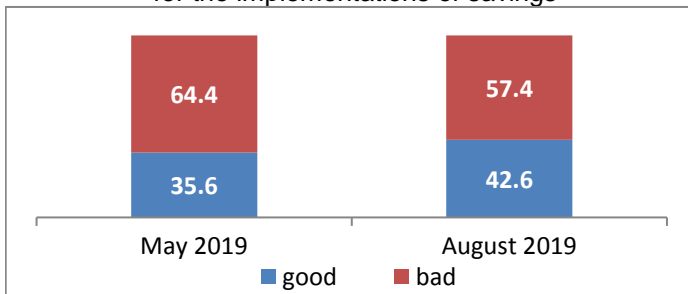


Large expenses for the last 3 months

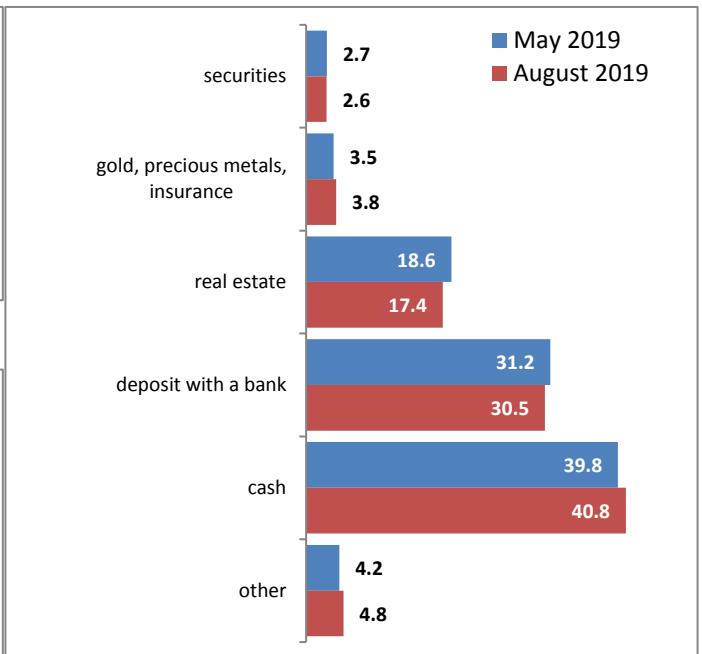


Saving behavior of the population

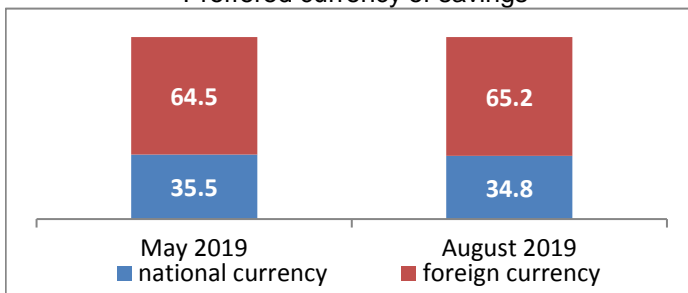
Evaluation of the favorable time for the implementations of savings



Preferred form of savings



Proffered currency of savings



DATA OF THE POOL ON INFLATION EXPECTATIONS OF THE POPULATION
 May 2019

Question	Variants of the answer	Number of respondents							
		November 2017	February 2018	May 2018	August 2018	November 2018	February 2019	May 2019	August 2019
Number of respondents		1000	1000	2000	2000	2000	2000	2000	2000
How do you think the prices for food, non-food products and services have changed over the last 12 months?	decreased	1	1	3	7	1	1	2	2
	didn't change	20	16	37	43	48	34	35	19
	grew insignificantly	110	114	171	247	218	190	218	173
	grew moderately	341	379	767	781	791	763	781	820
	increased considerably	508	469	970	876	894	964	933	935
	difficult to answer	20	21	52	46	48	48	31	51
How do you think the prices for food, non-food products and services changed in general over the last 12 months?	decreased, didn't change	9	9	12	24	31	24	31	15
	grew by 2% and less	30	25	41	78	44	48	58	40
	grew by 3-5%	74	89	148	215	153	175	176	141
	grew by 6-8%	121	120	250	214	230	241	245	240
	grew by 9-12%	164	171	369	329	335	340	362	377
	grew by 13-18%	149	147	279	324	311	307	315	400
	grew by 19-24%	112	126	214	255	260	280	237	262
	grew by more than 25%	157	137	363	280	261	245	257	185
difficult to answer	184	176	324	281	375	340	319	340	
How, in your opinion, will the prices for food, non-food products and services change in the next 12 months as a whole?	will decrease	2	4	5	12	1	23	20	4
	will not change	28	35	67	84	63	57	64	61
	will grow slower than now	170	211	355	364	288	268	354	250
	will increase intensively as well	531	528	1119	991	1078	1118	1017	1153
	will increase quicker than now	142	105	192	309	291	259	272	321
	difficult to say	127	117	262	240	279	275	273	211
How, in your opinion, will the prices for food, non-food products and services change in the next 12 months as a whole?	will decrease, will not change	14	14	31	51	31	46	55	31
	will grow by 2% and less	30	37	57	99	52	55	66	56
	will grow by 3-5%	81	80	177	171	140	142	196	142
	will grow by 6-8%	108	119	239	222	190	230	197	201
	will grow by 9-12%	168	173	325	299	299	300	293	303
	will grow by 13-18%	120	136	281	265	228	261	223	332
	will grow by 19-24%	98	110	177	244	249	251	240	251
	will grow by more than 25%	136	96	200	218	242	175	191	214
difficult to answer	245	235	513	431	569	540	539	470	
If we talk about large purchases for the house (such as furniture, a refrigerator , consumer electronics, a TV set), do you think there is now generally a good or bad time for making such purchases?	good	236	235	497	519	615	480	537	650
	bad	559	551	1072	1133	957	1125	1078	997
	difficult to answer	205	214	431	348	428	395	385	353
Family expenses for the last 3 months	purchase / repair of dwelling, houses, summer cottages	77	84	169	163	137	144	161	174
	holidays, trips around Belarus and abroad	77	55	80	199	190	99	107	313
	buying / repairing a car	77	72	190	148	188	153	188	183
	appliances	118	112	182	249	221	235	222	195
	treatment (one's own, children's, relatives')	130	168	244	297	242	291	288	277
	education (one's, children's)	56	78	132	142	166	172	151	125
	computer hardware, tablet, smartphone, mobile phone, etc.	132	115	205	228	265	243	229	223
	other large expenses	64	78	114	138	151	148	163	189
	large expenses didn't occur	473	454	961	798	881	832	869	715
In your opinion, is it now a good or bad time for major purchases on credit?	good	307	284	547	539	673	593	596	696
	bad	509	527	1075	1095	946	1022	1067	991
	difficult to answer	184	189	378	366	381	385	337	313
Speaking in general, do you think that now is a good or bad time for making savings?	good	209	239	488	530	653	529	602	736
	bad	608	577	1139	1165	991	1122	1091	992
	difficult to answer	183	184	373	305	356	349	307	272

Question	Variants of the answer	Number of respondents							
		November 2017	February 2018	May 2018	August 2018	November 2018	February 2019	May 2019	August 2019
How do you think, in what form is better to keep savings: on the bank account (on the deposit, on demand account, on the plastic card account) or in cash (including in the bank cell)?	deposit with a bank	261	243	444	524	428	467	575	558
	securities	22	25	37	65	30	48	49	48
	real estate	144	161	329	385	356	369	342	319
	cash	364	333	759	708	792	737	734	747
	gold, precious metals, insurance	44	32	73	73	65	73	65	70
	other	46	63	87	64	71	86	78	87
	difficult to answer	119	143	271	181	258	220	157	717
If you have now to choose what to keep your savings in - rubles or foreign currency, than what would you choose?	national currency	228	262	417	584	466	610	677	640
	foreign currency	662	633	1338	1280	1373	1246	1230	1201
	difficult to answer	110	105	245	136	161	144	93	159